



# Heated Shiatsu Massage Pillow

## KAPLWMSGSHB


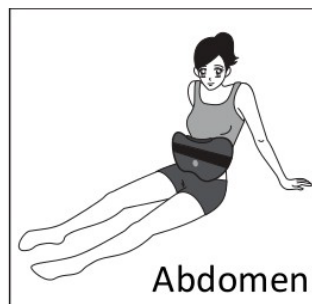
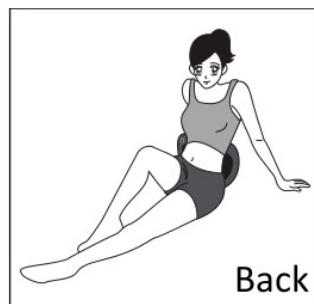
### Quick Start Guide

## How to Use

Please read carefully before using the product:

- Hold the ON/OFF button down for 3 seconds to power the massage pillow on and off.
- The pillow will start running with the heating mode. Tap the ON/OFF button to turn the heating mode off, and the massager will operate in general massage mode. (The heating mode and the general massage mode can be switched back and forth by tapping the ON/OFF button).
- The rolling direction will change automatically according to the massager program.
- The massager will stop running automatically after 15 minutes.
- The massager is suitable for use in the home, office or car using the included car charger adapter.

## Massage Styles



## Attention

Please handle this product with care and inspect it regularly to ensure it is in good working order.

If the product, power supply cord or plug shows any signs of damage: stop use, unplug and contact [Kogan.com](http://Kogan.com) support.

# **Safety Warnings and General Information**

- Do not use in wet or humid areas.
- Ensure the massager is not exposed to direct sunlight, positioned near heaters or near other heat sources.
- Always unplug the unit when not in use, or before cleaning.
- Always check the power cable prior to use. If it is damaged or broken, do not plug the unit in. Contact the Kogan.com customer support team.
- The massager is intended for personal, household use only.
- Do not use the massager for anything other than its intended use.
- It is recommended that if you have any concerns regarding your health, you consult with your doctor prior to using this product.
- The massager is not intended for use by children. Do not allow children to play with the massager.
- Do not insert any objects into the massager that may damage the internal workings.
- The adapter must be removed from the massager before cleaning, servicing or maintenance.
- Please ensure that the power cable is kept free of knots.
- Never use the massager for longer than 15 minutes at a time.
- Do not use the massager with an extension cord or switch timer.
- Never use this product if you have swollen or inflamed skin.
- This product is designed as a soothing massager only. Do not use this massager as a substitute for medical attention.
- Do not use the massager before going to bed, as the massager works as a stimulant and may delay sleep.
- Always keep a copy of these instructions handy for future reference.
- Do not immerse the massager in water to clean.

**If any of the issues below occur, please switch the unit off and unplug the cord from the power socket immediately.**

- If water has gotten into the unit, there is a risk of electric shock.
- Please stop use and consult with a doctor if you feel unwell after use.
- If the unit stops working, makes a strange noise or emits an odd smell during use.
- If the power cuts out, there is a risk of injury or damage to the unit in the event of the power coming back on suddenly.
- Do not leave unit plugged in during a lightning storm.
- Make sure to unplug the unit after use.
- Do not wipe the unit clean with harsh chemical detergents or alcohol.
- Clean the product with a dry cloth.
- If the product will not be used for an extended period of time, wrap the cord up and store in a dark cool dry location away from sunlight.
- Do not use this device directly onto exposed skin.
- If you experience pain or discomfort that appears to be abnormal, discontinue use immediately.
- Do not use on wounds, tumours or diseased skin. If you have a fever or any illnesses at all, consult with your doctor prior to use.