



# KD2N16POPTA

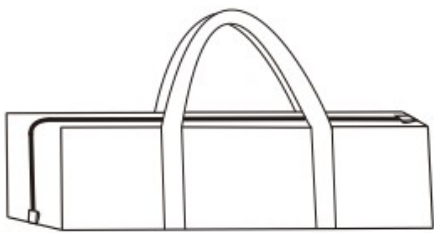


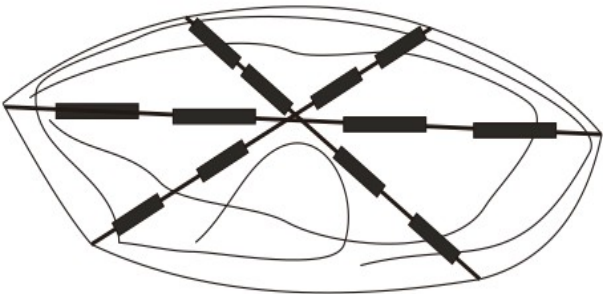
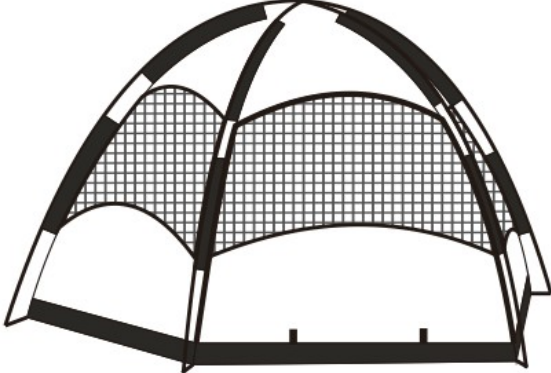

## 2-in-1 6 Person Instant Pop-up Tent

### Quick Start Guide

## Safety & Warnings

- Do not allow exposure to fire.

## Assembly

1. Open the package, remove inner tent and poles	2. Assemble poles, connect each segment with metal casing
	
3. Launch the inner tent on the ground	4. Slip poles through corresponding sleeves
	
5. One person lift centre hub upward, the other fixes poles on the ground with pegs	6. Cover on the tent with flysheet (outer tent), pay attention to the door position
	

User manual is subject to change without notice. For the latest version of your user manual, please visit <https://www.kogan.com/usermanuals/>