








KOMODO

5 Shelf Camping Cupboard KDCUP5SCMPA Assembly Guide

Assembly

1		Set up bottom frame.
2		Place the 4 long poles into the joints so they stand vertically.
3		Dress the 4 support legs with the cover, and fix to the bottom frame.
4		Put the top frame onto the 4 supporting legs.
5		Fix the straps below the cupboard with the frame.
6		Insert shelves into the cupboard.
7		Cupboard is now ready for use.

If you have any issues with your table, please contact the Kogan customer support team.