

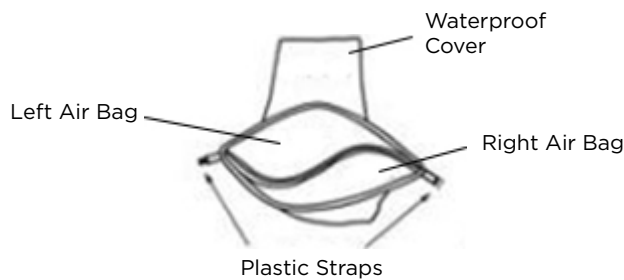


Inflatable Sofa User Manual

Warning

Not recommended for use in water
This is not a floatation device or toy

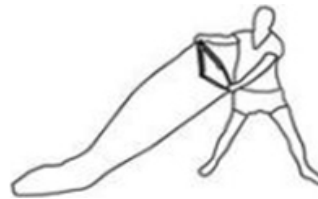
Product Layout



Assembly and Use



Open the Left Air Bag



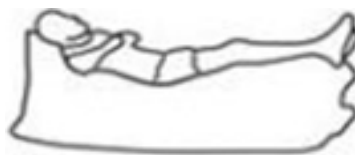
Run while holding the bag open, allowing air to blow into the air bag, then seal it closed. Repeat this step again with the Right Air Bag.



Using the plastic straps, make the bag mouth roll inwards, then seal up until the air bag inflation is taut.



Clamp the air-proof buckle to complete the seal.



Enjoy your lounge!

If you have any further questions regarding the use of this product, please contact the Kogan.com customer support team.