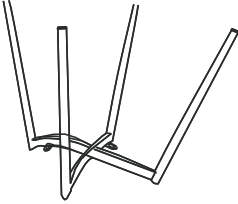


User Guide

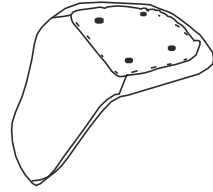
MATT BLATT

MBGEODCLGBA/MBGEODCBKBA

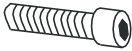
COMPONENTS



1 Base



2 Chair body



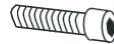
3 16mm M6
Screws (x2)



4 Washer (x5)



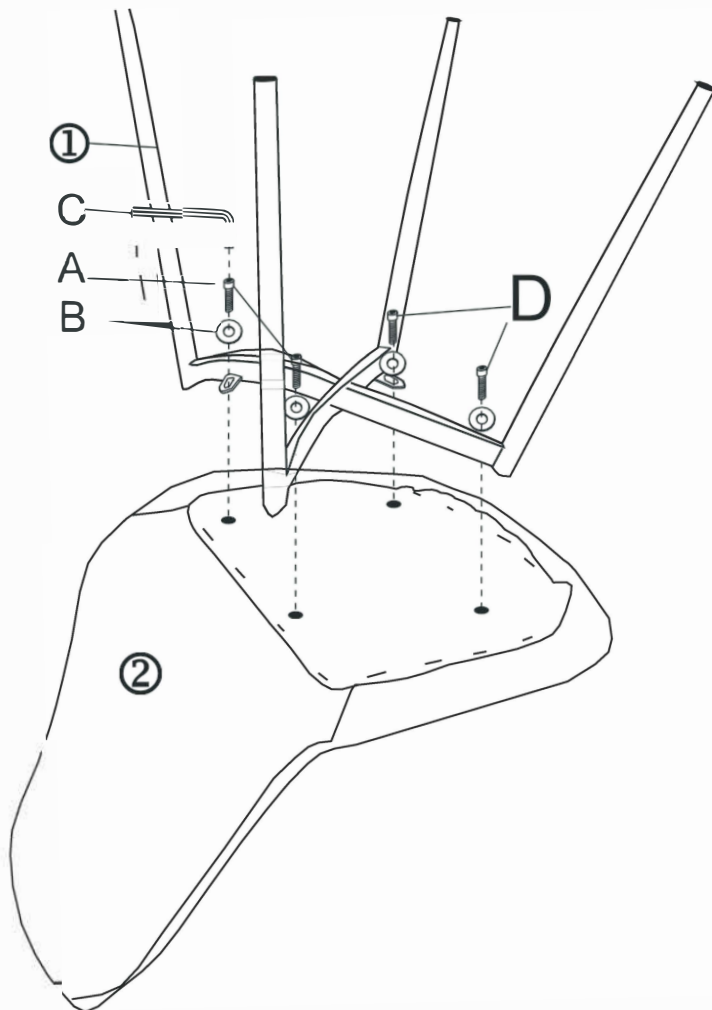
5 Allen Key (x1)



6 20mm M6 Screws (x2)

ASSEMBLY

Step 1: Using the Allen Key, attach the armrests to the chair body with the screws



NEED MORE INFORMATION?

We hope that this user guide has given you the assistance needed for a simple set-up. For any additional assistance you may require, head online to help.mattblatt.com.au

MATT BLATT