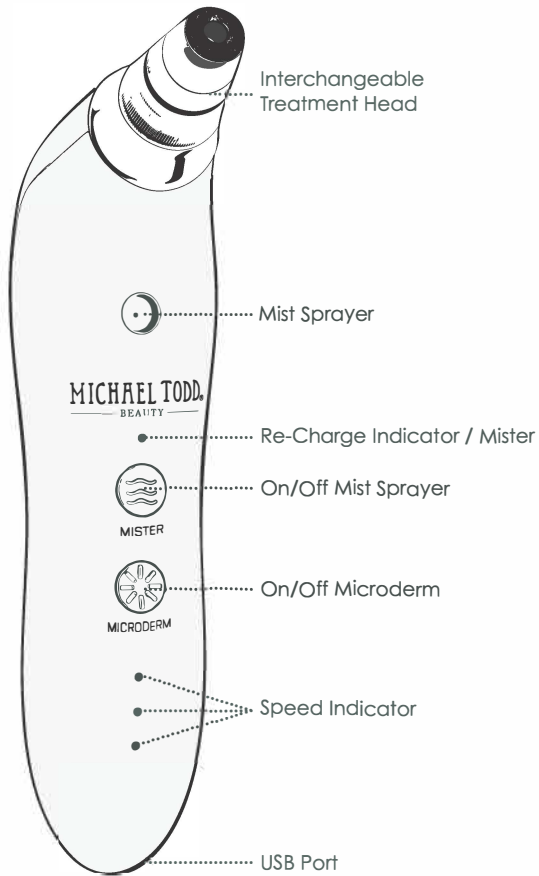




INTRODUCING Sonic Refresher



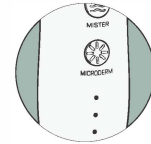
STEP BY STEP Sonic Refresher



PREP. Thoroughly cleanse the treatment area and pat dry with a towel. It is always recommended to do a test area first before performing a full treatment.



1. C-Regular size head coarse



1. Attach the **C-Regular size head coarse tip** and complete below **"Directions"** to remove dead skin with professional grade exfoliation. Remove Tip after use.

Directions: Press the "Microderm" button to activate device. Press it again to select desired speed low, medium or sonic. Speed indicator lights will show speed setting. Glide device over 2" treatment areas while holding your skin taut with your free hand.



2. S-Small fine precision

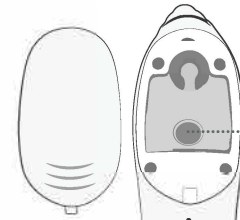


3. F-Regular size head fine

2. Attach **S-Small fine precision tip** and complete **"Directions"** to target lines, wrinkles and hard to reach places. Remove Tip after use.

3. Use **F-Regular size head fine tip** and complete **"Directions"** to polish and smooth. Remove Tip after use.

STEP BY STEP Sonic Refresher



Toner Reservoir


It is recommended that those with sensitive skin should start the treatment with the F-Regular size head Fine and start on low speed.



Back of device



4. Rehydrate with the **Micronized Mister**. Power off device by pressing "Microderm". Pour your favorite toner into reservoir. Activate "Mister" button and allow the micronized mist to sooth and rehydrate complexion.



5. **WET MODE.** For extra gentle skin rejuvenation attach the S-Tip or the F-Tip in **Microderm mode** while the **Micronized Mister** is also active. This setting is ideal for more sensitive skin.

SIMPLE

Charging / Filters



1. Attach the included USB Charging Cable into the USB port and connect to computer USB port or to a wall adapter marked 5v1A. Other adapters may cause unit to overheat.

2. Before your first use, charge the device for 3 hours.



3. Re-Charge Indicator.
Blue = Good Charge.
Red = Charging.
Blue = Device Running.

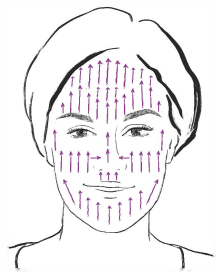


4. Filters. The Device comes with 30 filters (one in place under the treatment head). Be sure to use a new filter at the beginning of each treatment for best results as a new filter allows for the most efficient treatment. Filters should be changed periodically; to change – simply remove treatment head and insert into base.



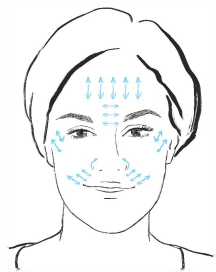
TIPS

1. **C-Regular size head coarse tip** Aestheticians recommend performing microdermabrasion in short, upward and outward movements. Avoid areas of thin skin when using the **C-Coarse Tip** like around the eye area and lips.



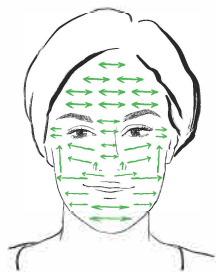
C-Regular size head coarse

2. **S-Small fine precision tip.** Target problem areas like lines around the mouth, the crow's feet area, the 11's, and forehead wrinkles.



S-Small fine precision

3. **F-Regular size head fine Tip.** Polish and smooth the complexion.



F-Regular size head fine

4. **The best time to Sonic Microderm** for optimal results, is when you aren't applying SPF or makeup directly after. This allows freshly exfoliated skin to receive maximum benefits of treatment. During your evening skincare routine is the ideal time to use the Sonic Refresher.

WARNINGS & WARRANTY

BASIC SAFETY PRECAUTIONS.

When using electrical products, especially when children are present, basic safety precautions should always be taken. IF YOU THINK THE POWER IS OFF WHEN THE SWITCH IS OFF, YOU ARE WRONG. If the plug is in, the power is on. Unplug electrical appliances when you are not using them.

DANGERS.

To reduce the risk of electrocution: DO NOT get the Product or Charging Cable wet or immerse in water. Keep this product away from open flame or flammable aerosol products. The Device is not suitable for use in the presence of a flammable anesthetic mixture with air or oxygen or nitrous oxide.

WARNINGS.

To reduce the risk of burns, electrocution, fire or injury to persons: Close supervision is necessary when this Product is used by, on, or near children or physically challenged persons. Use this product only for its intended use as described in this User Guide. DO NOT use this product where oxygen is being administered. The product has no serviceable parts. Never attempt to open the Device Handle for any reason. DO NOT disassemble, heat above 60o C (140oF) or incinerate.

IMPORTANT CAUTIONS.

It is always recommended to do a test area first before performing a full treatment. This is not a medical Device and is not intended to treat medical conditions. If you are under a doctor's care for any skin condition, if you think you may have a skin condition or if you have very sensitive skin, consult your physician before using this product. This product uses magnets which may affect internal medical Devices such as pacemakers. Keep away from internal medical Devices. This Device is electrical and contains small parts. Keep out of reach of children. THIS PRODUCT IS NOT DESIGNED OR INTENDED PRIMARILY FOR CHILDREN 12 YEARS OF AGE OR YOUNGER.

REGISTRATION REQUIREMENT.

YOU MUST REGISTER YOUR PRODUCT WITHIN 90 DAYS OF PURCHASE IN ORDER TO OBTAIN THE WARRANTY. GO ONLINE TO WWW.WARRANTYMICHAELTODDBEAUTY.COM AND COMPLETE THE INFORMATION REQUIRED FOR REGISTRATION.

WARRANTY LIMITATIONS.

TO THE EXTENT PERMITTED BY LAW, THIS WARRANTY AND THE REMEDIES SET FORTH ARE EXCLUSIVE AND IN PLACE OF ALL OTHER WARRANTIES, REMEDIES AND CONDITIONS, WHETHER ORAL OR WRITTEN, STATUTORY, EXPRESS OR IMPLIED. MICHAEL TODD BEAUTY ("MICHAEL TODD") DISCLAIMS ALL STATUTORY AND IMPLIED WARRANTIES, INCLUDING WITHOUT LIMITATION WARRANTIES OF MERCHANTABILITY AND FITNESS FOR...

A PARTICULAR PURPOSE AND WARRANTIES AGAINST HIDDEN OR LATENT DEFECTS TO THE EXTENT PERMITTED BY LAW. IN ALL EVENTS, MICHAEL TODD LIMITS THE DURATION AND REMEDIES OF SUCH WARRANTIES TO THE DURATION OF THIS EXPRESS WARRANTY AND AT MICHAEL TODD'S OPTION THE REPAIR OR REPLACEMENT SERVICES DESCRIBED BELOW.

LIMITATION OF LIABILITY.

EXCEPT AS PROVIDED IN THIS WARRANTY AND TO THE MAXIMUM EXTENT PERMITTED BY LAW, MICHAEL TODD IS NOT RESPONSIBLE FOR DIRECT, SPECIAL, INCIDENTAL OR CONSEQUENTIAL DAMAGES RESULTING FROM ANY BREACH OF WARRANTY OR CONDITION, OR UNDER ANY OTHER LEGAL THEORY, INCLUDING BUT NOT LIMITED TO LOSS OF USE; LOSS OF REVENUE; LOSS OF BUSINESS; LOSS OF OPPORTUNITY; LOSS OF GOODWILL; LOSS OF REPUTATION; OR ANY INDIRECT OR CONSEQUENTIAL LOSS OR DAMAGE HOWSOEVER CAUSED INCLUDING THE REPLACEMENT OF EQUIPMENT AND PROPERTY. THE FOREGOING LIMITATION SHALL NOT APPLY TO DEATH OR PERSONAL INJURY CLAIMS, OR ANY STATUTORY LIABILITY FOR INTENTIONAL AND GROSS NEGLIGENT ACTS AND/OR OMISSIONS.

WHAT IS COVERED BY THIS WARRANTY.

MICHAEL TODD warrants this product against defects in materials and workmanship when used normally in accordance with MICHAEL TODD'S guidelines (including technical specifications, user manuals and service communications) for a period of TWO (2) YEARS from the date of original retail purchase ("Warranty Period"). This warranty applies only to a purchase of the Product in the United States or Canada from MICHAEL TODD or an authorized reseller, is valid for the original end user of the Product only and cannot be transferred under any circumstances.

NEED MORE INFO?

The entire operating manual including safety, care and warranty information is available at www.SonicRefreshermanual.com
Contact customer service at 772-800-7654 or customerservice@michaeltoddbeaauty.com