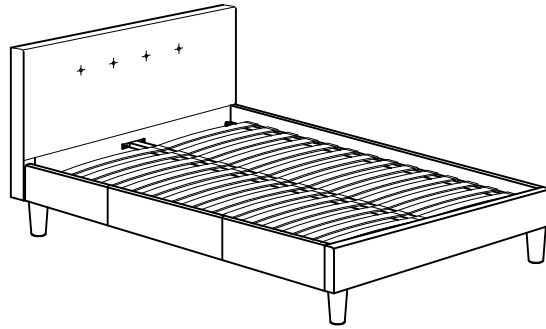
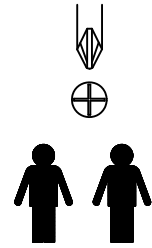


ovela


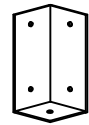

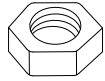











ASSEMBLY INSTRUCTIONS



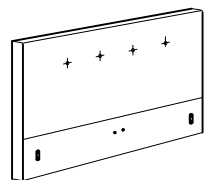
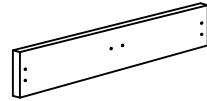

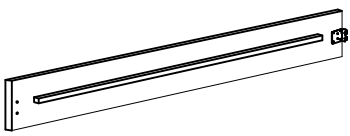
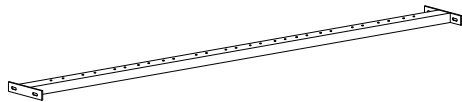
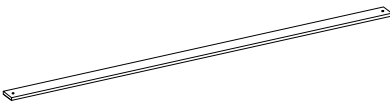
Tools Needed
2 person build



BED FITTINGS

| | | | | | | | |
|---|---|---|---|--|---|---|---|
|  |  |  |  |  |  |  |  |
| Feet | Brackets | Washers (m10) | Nuts(m10) | Spanner | Washers (m8) | Bolts (m8*20) | Support legs |
| ① X 4 | ② X 2 | ③ X 2 | ④ X 2 | ⑤ X 1 | ⑥ X 12 | ⑦ X 14 | ⑧ X 2 |
|  |  |  |  |  |  |  | |
| Gold Bolt (m8*18) | Allen Key (M5) | Bolts (m6*35) | Felt Pad | End plastic cap(Big) | End plastic cap(Small) | Slats | |
| ⑨ X 4 | ⑩ X 1 | ⑪ X 2 | ⑫ X 1 | ⑬ X 14 | ⑭ X 28 | ⑮ X 28 | |

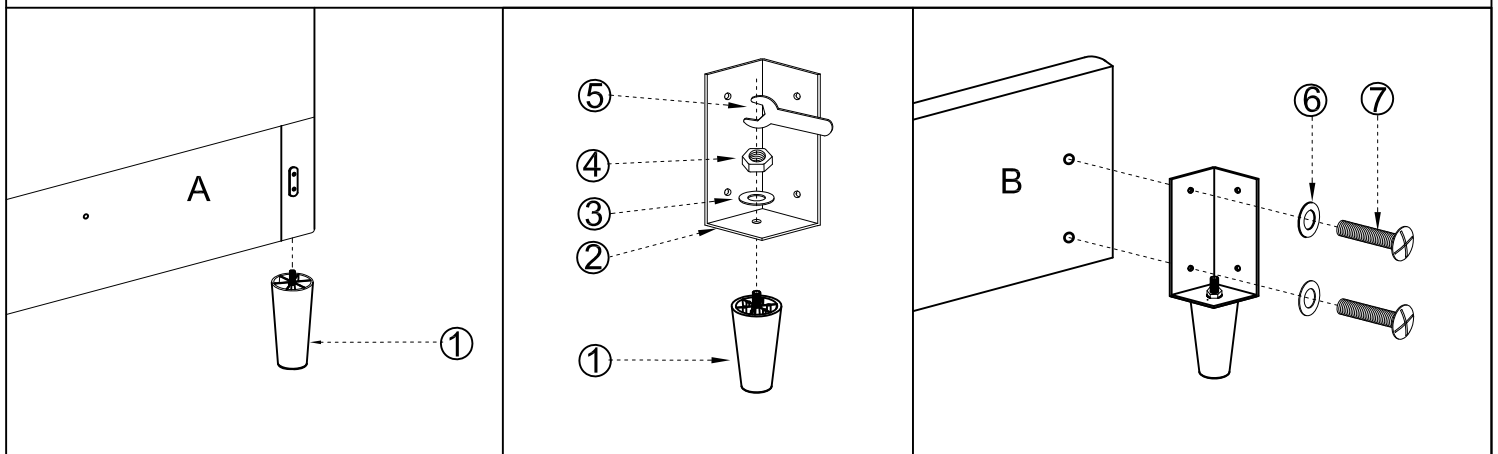
PART LIST

| | | |
|---|--|---|
|  |  |  |
| Headboard | Footboard | Side Rail (R) |
| A X 1 | B X 1 | C X 1 |
|  |  |  |
| Side Rail (L) | Center Rail | Cross Rail |
| D X 1 | E X 1 | F X 1 |

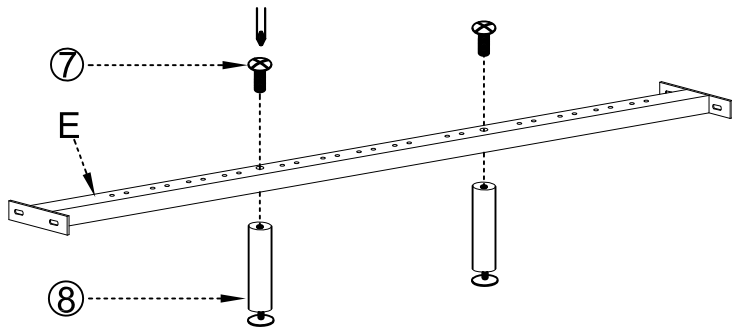
Step 1

Step 2

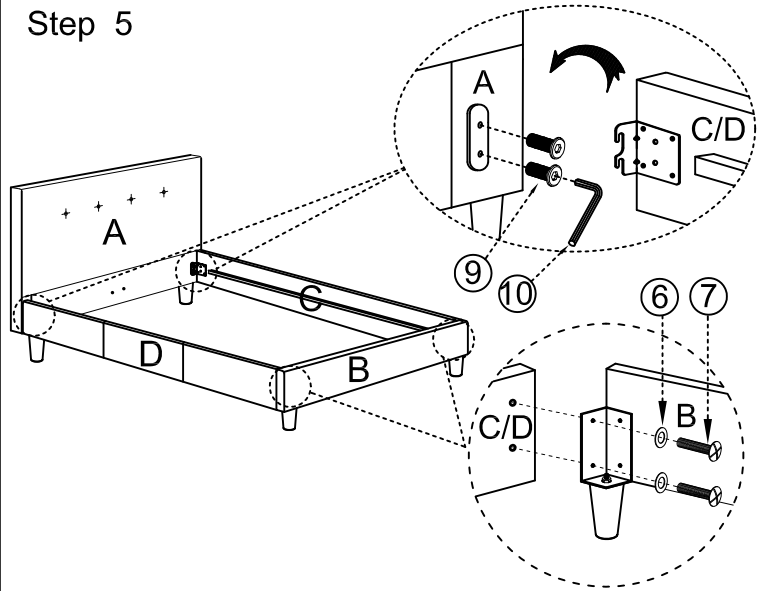
Step 3



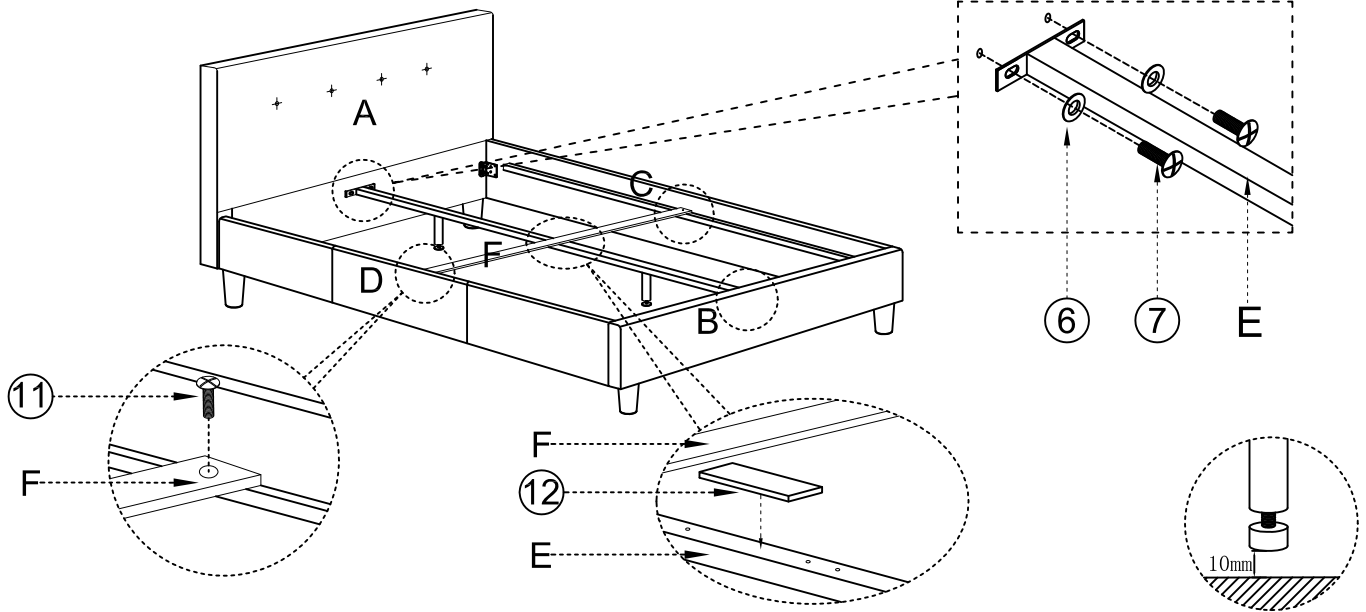
Step 4



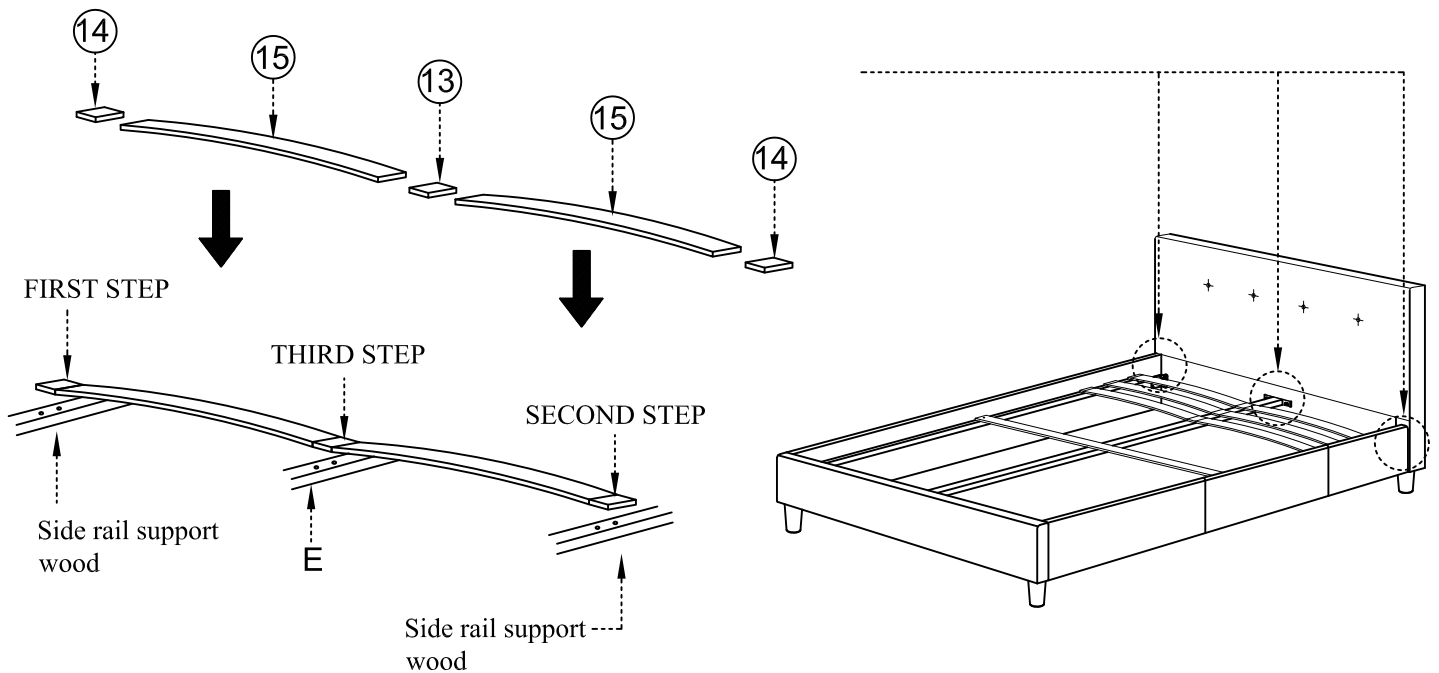
Step 5



Step 6



Step 7



REMARK : ONCE BED IS ASSEMBLED, **DO NOT** SIT, STAND OR APPLY WEIGHT DIRECTLY TO SLATS UNLESS MATTRESS IS IN PLACE.