



Battery Powered Snake Repeller Quick Start Guide

Product Layout



Product Description

The repeller will drive snakes away by sending a vibration tone both through the air and into the ground. Snakes will sense that a predator is near and will stay away.

Product Specifications

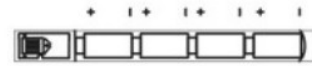
Power supply: 4 x D (1.5V) batteries
Frequency: 400Hz

Installation

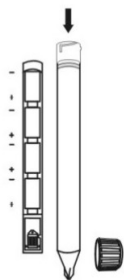
Insert the 4 x D batteries (NOT INCLUDED) into the unit as shown below, then drive the stake into the ground in the area you wish to keep snakes away from.



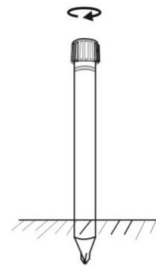
1 - Open the top cap.



2 - Insert the 4 x D batteries into battery sleeve.



3 - Put battery sleeve into aluminium pipe.



4 - Close the cap.

If you have any further questions regarding the usage of this product, please contact the Kogan customer support team.