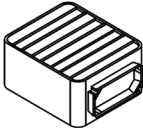
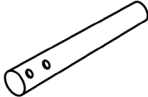


# **CASABLANCA CHEST OF DRAWERS**





SLCASABCD0A & SLCASABCDWA

# COMPONENTS

## Parts

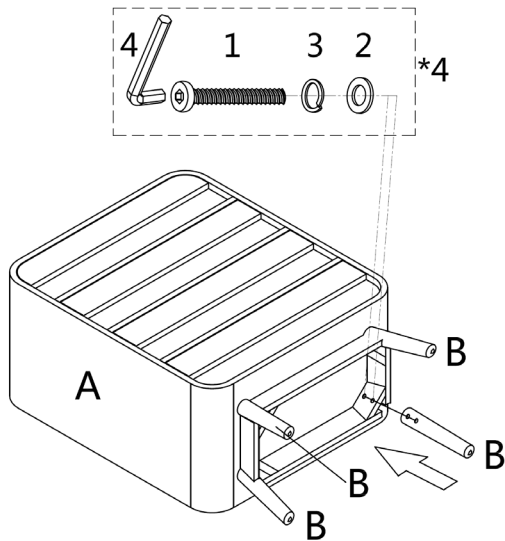
Item	Parts	Description	Quantity
A		Top Assembly	(x1)
B		Legs	(x4)

## Hardware

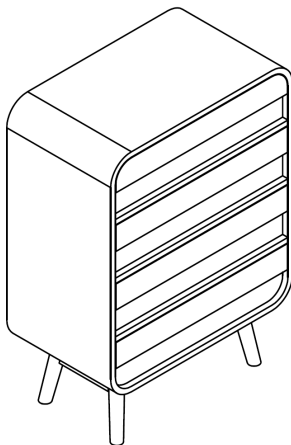
Item	Hardware	Description	Quantity
1		Hex Bolts	(x8)
2		Flat Washers	(x8)
3		Spring Washers	(x8)
4		Allen Key	(x1)

# ASSEMBLY

## Step 1



## Step 2



Assembly complete

### **Need more information?**

We hope that this user guide has given you the assistance needed for a simple set-up. For the most up-to-date guide for your product, as well as any additional assistance you may require, head online to **[help.kogan.com](https://help.kogan.com)**

**kogan.com**